


Clamps 01



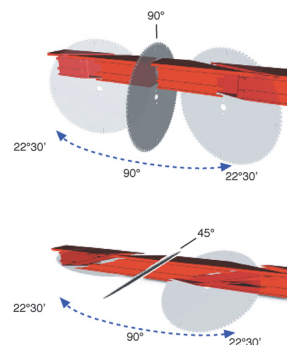
Blade 02

650 SCA E
Single head cutting-off machine





04
01

Single head, rising blade cutting-off machine with automatic N/C rotation of the vertical axis through d.c. motor and simultaneous, hydraulically powered tilting of the horizontal axis. Cutting with angular settings from 90° to 22°30' (left and right) on the vertical axis and from 90° to 35° (only to the right) on the horizontal axis. Equipped with digital readout for the horizontal axis.



Cutting zone 03

Control 04



650 SCA E

Single head cutting-off machine

01 Clamps

The workpiece is gripped by using horizontal and vertical clamps, characterized by very rapid positioning. The ruggedness of the mechanical structure adopted ensures maximum rigidity in clamping the workpiece to the work tables.

02 Blade

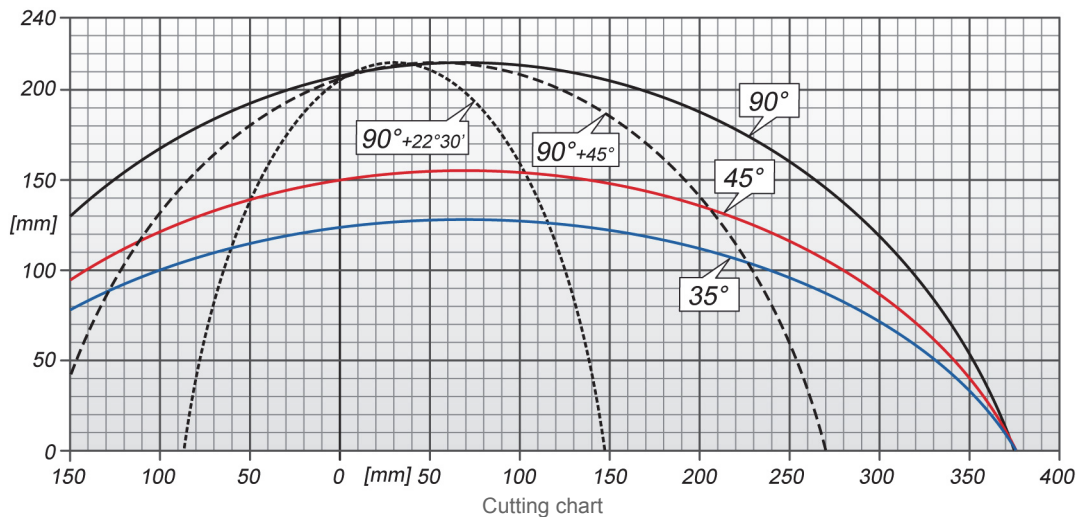
The cutting-off machine is equipped with carbide-tipped blade dia. 650 mm, mounted on a hydraulic feed system, which ensures rigidity of the system as well as the necessary power for machining profiles of critical sections.

03 Cutting zone

In order to allow maximum utilization of the large cutting capacity which ensures machinability of large profiles, the cutting zone is characterized by a rugged structure designed to offer maximum rigidity. This regards both the horizontal work table and the vertical fence.

04 Control

The control console enables full control of the operating functions of the machine, as regards both setting the cutting angles of the horizontal axis and the vertical axis as well as workpiece clamping. Thanks to the PCL instrument it is possible to prepare the lists of cutting angles automatically.



BLADE	
Carbide-tipped blade dia. (mm)	650
BLADE FEED	
Hydraulic	
CUTTING ZONE GUARDS	
Full guard, manually operated	
LUBRICATION SYSTEM	
Minimum quantity oil lubrication	
CLAMPS	
Digital readout, horizontal axis tilting	
Vertical pneumatic clamps	3
Horizontal pneumatic clamp	1
Profile fence, retractable and adjustable, for compound cuts up to 35°	
MOTOR	
Three-phase brake motor, operating time 10 sec. (kW)	5,5
PREDISPOSITION FOR SWARF EXHAUSTER	
MG	